

This lesson plan and accompanying presentation has been created by Down syndrome UK. Registered charity number 1184564.

We are making it available for all to use but would ask that if a school/nursery setting has a member(s) who has/have Down syndrome, or there are close relatives of a young person with Down syndrome, that you seek permission of the parents/carers first.

We created an initiative Dress Up For Downs to encourage folk to dress up and celebrate World Down syndrome day! Do please share your images #DU4D #WDSD2020

We hope you find this informative and insightful.

Lesson Plan – KS1

World Down Syndrome Day (WDS) is observed on March 21. Across the world people run events to raise public awareness, advocating for the rights and inclusion of people with Down syndrome. World Down Syndrome Day is on March 21st, chosen to represent the 3 copies of the 21st chromosome present in individuals with Down syndrome.

Aims:

To realise that children with Down syndrome are more alike than different.
To identify similarities and differences in people.
To have some understanding of what Down syndrome is.

Resources:

This is Ella by Kritsa Ewert (Powerpoint)
Socks x 2 (staff to provide)
Teacher Powerpoint
Down syndrome factsheet

Resource sheet 1 – me and my friend
Resource sheet 2 – copying with non-writing hand
Resource sheet 3 – Old Macdonald Makaton signs – consider pre-teaching animal signs – cow, sheep, dog, pig

Timing:	Activity:
15 mins	<p>Starter: Show Sesame Street clip and explain that we will be learning how we all have similarities and differences. We will also be learning about Down syndrome.</p> <p>https://www.youtube.com/watch?v=fgfmcAYuAj8&feature=player_embedded#at=21</p> <p>Children complete resource sheet 1 – children draw themselves and draw their friend illustrating what is the same and what is different. Extension: write a list of similarities and differences on sheet.</p> <p>Show an example of children’s work and talk about the differences and similarities. Ask: do any of these differences make us better than anyone else? Explain that we are all equal and that our differences make us special and unique.</p>


<p>15 mins</p>	<p>Main teach: Read the story of 'This is Ella' by Krista Ewert.</p> <p>Explain that Ella has Down syndrome – show Powerpoint and slides explaining what Down syndrome is. Remember some of the things Ella can do that you can do.</p>
<p>10 mins</p>	<p>Activity: Writing activity Explain that children with Down syndrome find some things hard, just like you. Writing skills are more difficult and it can be hard to grip the pencil.</p> <p>Children to use non-writing hand and try to copy picture on resource sheet 2. Children to attempt drawing the picture of a girl using non-writing hand. Extension: Choose different people to write with non-writing hand and with a sock on their hand. Get children back to the carpet - talk about how much concentration and effort it took.</p>
<p>15 mins</p>	<p>Activity: Makaton song Read the page about Ella finding it hard to say some words. Explain children with Down syndrome have a lot to say but can't always communicate easily. When they are young, children with Down syndrome use actions alongside words to help them communicate.</p> <p>Extension: Get children to try to communicate to each other by talking with their thumb in their mouth. Did you understand? What could you do if you couldn't make yourself understood?</p> <p>Go through the signs for Old Macdonald and practise extra animal signs. Use Resource 3 – Old Macdonald Makaton sheet Show https://www.youtube.com/watch?v=yJvEwjK0ISQ Join in with Old Macdonald using singing and signing.</p>
<p>5 mins</p>	<p>Plenary What can we remember about Ella? Ella has Down syndrome, Ella can ride a bike, Ella can count to 10, she finds somethings tricky etc . Encourage the children to think of similarities and conclude that we are more alike than different.</p>

Resource 1 – Me and my friend


LO: to show similarities and differences

Date: 21.03.19

Me



My Friend



Similarities

Differences

Resource 2 – Copy picture using non-writing hand





Old MacDonald had a Farm



Old MacDonald had a farm



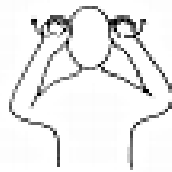
E

I

E

I

O



And on that farm he had a cow



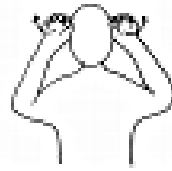
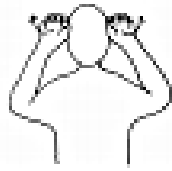
E

I

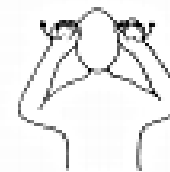
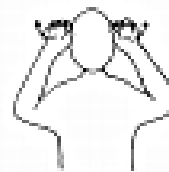
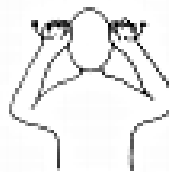
E

I

O



With a moo moo here and a moo moo there



Here a moo, there a moo, everywhere a moo moo



Old MacDonald had a farm

E

I

E

I

O

Old MacDonald had a Farm CONT.

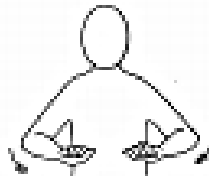


Farmer




Small circular movement of tip of nose

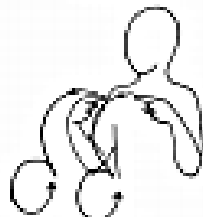
Pig



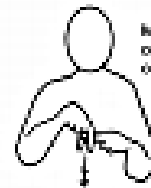
Chicken



Donkey



Tractor



Mime movement on the spot - twice only

Horse



Little fingers trace shape of horns against cheeks

Sheep



Goat



Dog



Thumbs and two fingers wiggle under chin

Turkey